

CCSA – Check Point Certified Security Administrator (CCSA) R82

Check Point Certified Security Administrator (CCSA) R82 – Released 2024



Authorized Training Center (ATC)

ATC partners are regulated by Check Point to ensure the consistent delivery of high-quality learning experience. This mandates that our delivery utilizes vendor accredited courseware, certified instructors offering real-world experience, digital labs and high-class facilities.

We deliver public and private instructor-led learning services, which can be delivered both face to face in a classroom, virtually online or a combination of the two. Additionally, we provide a range of digital learning solutions including e-learning.

Delivery options include the ability to support standard

vendor certification, bespoke and tailored content, ensuring we meet the needs of the learner and organization.

About this Course

- Gain the foundation skills to effectively design, maintain, and protect Check Point Security Gateways and Management Software Blades that run on the Gaia operating system.
-

Course Goals/Skills

- Know how to perform periodic administrator tasks
 - Module 1: Introduction to Quantum Security
 - Module 2: Administrator Account Management
 - Module 3: Object Management
 - Module 4: Security Policy Management
 - Module 5: Policy Layers
 - Module 6: Security Operations Monitoring
 - Module 7: Identity Awareness
 - Module 8: HTTPS Inspection
 - Module 9: Application Control and URL Filtering
 - Module 10: Threat Prevention Fundamentals
-

Intended Audience

- Technical professionals who need to deploy and manage Endpoint Security within their security environment.

Course Format

<input type="checkbox"/>	<input type="checkbox"/>
Присъствен (Classroom) Курс в Учебната ни зала или В Офис на Клиент	Онлайн (Online/Virtual) Курс във виртуална зала с инструктор

Course Language Option:

<input type="checkbox"/>	<input type="checkbox"/>
Български (Bulgarian)	Английски (English)

You can choose the language in which the training will be conducted – Bulgarian or English. All our instructors are fluent in English.

Student Guides:



The training materials are available in electronic



format. They can be used online / offline on any device. Lifetime access.

Lab Environment:



Each student has their own lab environment where the exercises are conducted, part of the course. You do not need to install software on a computer or special hardware requirements.

Participants in a face-to-face format in our Training Center have an individual computer during the training.


	
Lifetime Access - Video Archive 24/7	Certificate of Course Completion

Course Duration

- 3 working days (09:00 – 17:00 / 9:00 am – 5:00 pm) UTC (contact us for another Time Zone)
-

Payments





[You can enroll with your Check Point Learning Credits.](#)

If you are Check Point Partner you can also get free training via the [Co-op Program](#). Check your eligibility and request funds [here](#) or For any further questions or additional assistance, please E-Mail: Coop@checkpoint.com

We provide Invoices for Company Sponsored Trainings.

Invoices can be requested up to 7 days after the payment.

Course Schedules

сеп. 30

30 септември 2026 @ 09:00 - 1 октомври 2026 @ 17:00 EEST

[**CCCS – Check Point Certified Cloud Specialist \(Updated 2021 – R81\)**](#)

сеп. 30

30 септември, 2027 @ 09:00 - 1 октомври, 2027 @ 17:00 EEST

[**CCCS – Check Point Certified Cloud Specialist \(Updated 2021 – R81\)**](#)

сеп. 30

30 септември, 2028 @ 09:00 - 1 октомври, 2028 @ 17:00 EEST

[**CCCS – Check Point Certified Cloud**](#)

Specialist (Updated 2021 – R81)

сеп. 30

30 септември, 2029 @ 09:00 - 1 октомври, 2029 @ 17:00 EEST

CCCS – Check Point Certified Cloud Specialist (Updated 2021 – R81)

сеп. 30

30 септември, 2030 @ 09:00 - 1 октомври, 2030 @ 17:00 EEST

CCCS – Check Point Certified Cloud Specialist (Updated 2021 – R81)

[Към календара](#)

If you dont see a date, contact us.

All classes are confirmed individually after enrollment.

Course Objectives:

- Identify key components and configurations
- Create and confirm administrator users for the domain
- Validate existing licenses for products installed on your network
- Create and modify Check Point Rule Base objects
- Demonstrate how to share a layer between Security Policies
- Analyze network traffic and use traffic visibility tools
- Monitor Management Server States using SmartConsole
- Demonstrate how to run specific SmartEvent reports
- Configure a SmartEvent server to monitor relevant patterns
- Configure and deploy a site-to-site VPN

- Configure and test ClusterXL with a High Availability configuration
- Understand how to use CPView to gather gateway information
- Perform periodic tasks as specified in administrator job descriptions
- Test VPN connection and analyze the tunnel traffic
- Demonstrate how to create custom reports
- Demonstrate how to configure event Alerts in SmartEvent
- Utilize various traffic visibility tools to maintain Check Point logs