

# Microsoft MS-100 – Microsoft 365 Identity and Services

## Microsoft Official Course

MS-100 Microsoft 365 Identity and Services

Microsoft 365 Certified:  
Enterprise Administrator  
Expert

Microsoft  
Partner



---

### About this Course:

This course covers three central elements of Microsoft 365 enterprise administration – Microsoft 365 tenant and service management, Office 365 management, and Microsoft 365 identity

management. In Microsoft 365 tenant and service management, you will examine all the key components that must be planned for when designing your Microsoft 365 tenant. Once this planning phase is complete, you will learn how to configure your Microsoft 365 tenant, including your organizational profile, tenant subscription options, component services, user accounts and licenses, and security groups. Finally, you will learn how to manage your tenant, which includes the configuration of tenant roles and managing your tenant health and services.

With your Microsoft 365 tenant now firmly in place, you will examine the key components of Office 365 management. This begins with an overview of Office 365 product functionality, including Exchange Online, SharePoint Online, Microsoft Teams, Microsoft Power Platform, additional product resources, and device management. You will then transition to configuring Office 365, with a primary focus on configuring Office client connectivity. Finally, you will examine how to manage Microsoft 365 Apps for enterprise (formerly Office 365 ProPlus) deployments, from user-driven client installations to centralized deployments. You will wrap up this section by learning how to configure Office Telemetry and Microsoft Analytics.

The course concludes with an in-depth examination of Microsoft 365 identity synchronization, with a focus on Azure Active Directory Connect. You will learn how to plan for and implement Azure AD Connect, how to manage synchronized identities, and how to implement password management in Microsoft 365 using multi-factor authentication and self-service password management. This section wraps up with a comprehensive look at implementing application and external access. You will learn how to add and manage applications in Azure Active Directory, including how to configure multi-tenant applications. You will then examine how to configure Azure AD Application Proxy, including how to install and

register a connector and how to publish an on-premises app for remote access. Finally, you will examine how to design and manage solutions for external access. This includes licensing guidance for Azure AD B2B collaboration, creating a collaborative user, and troubleshooting a B2B collaboration.

- Learn about Office 365 Management, including key components of Office 365, how to move your organization to Office 365, how to configure Office 365, and how to manage Office 365 ProPlus deployments.
  - Learn about Microsoft 365 Tenant and Service Management, including how to plan, manage, and customize your organization's Microsoft 365 tenant and services.
  - Learn about Microsoft 365 Identity Management, including how to manage user security groups and licenses for cloud identities, and how to plan and implement identity synchronization, federated identities, applications, and external access.
- 

## **Course Goals/Skills:**

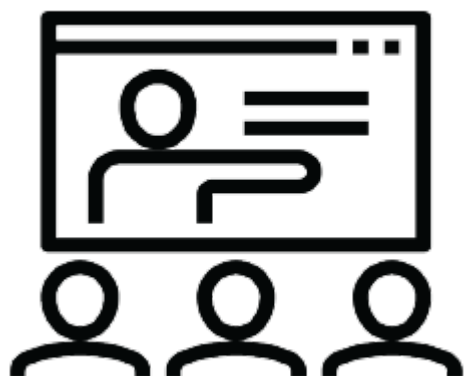
- Office 365 overview
- Moving your organization to Office 365
- Configuring Office 365
- Managing Office 365 ProPlus deployments
- Plan their Microsoft 365 on-premises infrastructure
- Plan their identity and authentication solution
- Plan and configure their Microsoft 365 experience
- Leverage Microsoft's FastTrack and partner services
- Implement their domain services
- Configure their Microsoft 365 tenant roles
- Manage their Microsoft 365 tenant health and services
- Manage user accounts and licenses in Microsoft 365

- Manage admin roles and security groups in Microsoft 365
  - Plan and implement password management
  - Manage Microsoft 365 authentication and provisioning options
  - Plan for directory synchronization
  - Plan and implement Azure AD Connect
  - Manage synchronized identities
  - Plan and implement an ADFS deployment
  - Implement applications in Azure AD
  - Configure Azure AD Application Proxy
  - Design solutions for external access
  - Manage their Microsoft 365 tenant health and services
- 

## **Audience:**

- This course is designed for persons who are aspiring to the Microsoft 365 Enterprise Admin role and have completed one of the Microsoft 365 work load administrator certification paths.
- 

## **Course Format:**



**Присъствен (Classroom)**  
Курс в Учебната ни зала  
или В Офис на Клиент



**Онлайн (Online/Virtual)**  
Курс във виртуална зала  
с инструктор

## Course Language Option



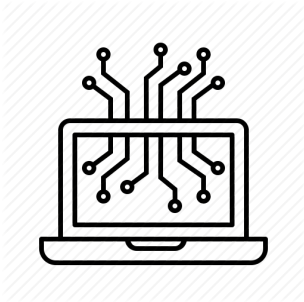
**Български (Bulgarian)**



**Английски (English)**

You can choose the language in which the training will be conducted – Bulgarian or English. All our instructors are fluent in English.

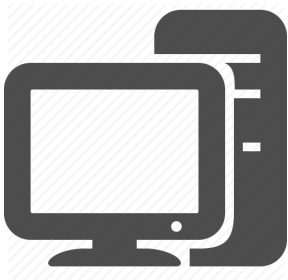
## Student Guides:



The training materials are available in electronic format. They can be used online / offline on any device. Lifetime access.

---

## Lab Environment:





Each student has their own lab environment where the exercises are conducted, part of the course. You do not need to install software on a computer or special hardware requirements.

Participants in a face-to-face format in our Training Center have an individual computer during the training.

---


## At Course Completion:

	
Lifetime Access - Video Archive 24/7	Certificate of Course Completion

Lifetime access to a video archive with recording of each individual lecture.  
Official internationally recognized certificate for completed training course.

---


## Course Duration:



- 5 working days (09:00 – 17:00)  
or

- 40 hours training (theory and practice) in non-working hours lasting 4 weeks  
Saturday and Sunday 10:00 – 14:00, 14:00 – 18:00, 18:00 – 22:00  
Monday and Wednesday 19:00 – 23:00  
Tuesday and Thursday 19:00 – 23:00
- 

## Payments :



An application for an invoice is accepted at the time of enrollment in the respective course.

An invoice is issued within 7 days of confirming the payment.

---

## Next Course:

Apr 6

6 April 2024 @ 10:00 - 28 April 2024 @ 14:00 EEST ↻

[Linux Professional Institute LPIC-1 prep](#)




## [for 101-500 and 102-500 \(4 weeks\)](#)

Apr 7

7 April 2024 @ 10:00 - 29 April 2024 @ 14:00 EEST 


## [Linux Professional Institute LPIC-1 prep for 101-500 and 102-500 \(4 weeks\)](#)

Apr 13

13 April 2024 @ 10:00 - 5 May 2024 @ 14:00 EEST 


## [Linux Professional Institute LPIC-1 prep for 101-500 and 102-500 \(4 weeks\)](#)

Apr 14

14 April 2024 @ 10:00 - 6 May 2024 @ 14:00 EEST 

## [Linux Professional Institute LPIC-1 prep for 101-500 and 102-500 \(4 weeks\)](#)

Apr 24

24 April 2024 @ 09:00 - 26 April 2024 @ 17:00 EEST 

## [ITIL® 4 Strategist Direct Plan and Improve \(DPI\)](#)

[View Calendar](#)

For more information, use the contact format. We will contact you to confirm the data.

---

# Prerequisites:

- This course is designed for persons who are aspiring to the Microsoft 365 Enterprise Admin role and have completed one of the Microsoft 365 work load administrator certification paths.
    - Completed a role-based administrator course such as Messaging, Teamwork, Security and Compliance, or Collaboration.
    - A proficient understanding of DNS and basic functional experience with Microsoft 365 services.
    - A proficient understanding of general IT practices.
- 

**This Class will teach you how to pass the following exams:**

- MS-100