

VMware Horizon: Deploy and Manage plus App Volumes Fast Track [V8]

Course: VMware Horizon: Deploy and Manage plus App Volumes Fast Track [V8]



3a Kypca (About this Course):

- This course is a combination of VMware Horizon: Deploy and Manage, and VMware App Volumes and Dynamic Environment Manager: Configure and Manage. Eight days of content, taught over five-days of extended learning. This course gives you the hands-on skills to deliver virtual desktops and applications through a single virtual desktop infrastructure platform. You will build on your skills in configuring and managing VMware Horizon® 8 through a combination of lecture and hands-on labs. You learn how to configure and deploy pools of virtual machines and how to provide a customized desktop environment to end-users. Additionally, you will learn how to install and

configure a virtual desktop infrastructure platform. You learn how to install and configure VMware Horizon® Connection Server™, VMware Unified Access Gateway™, how to configure a load balancer for use with Horizon, and how to establish the Cloud Pod Architecture feature in Horizon. Additionally, you will learn how to use VMware App Volumes™ to deliver applications and data to desktops and users at scale. You will gain skills in managing application lifecycles from installation to update and replacement. You will also learn how to use the VMware Dynamic Environment Manager™ to provide personalization of end-user profiles and dynamic policy configurations across virtual, physical, and cloud-based environments.

Цели – Какво ще научите (Course Goals/Skills):

- By the end of the course, you should be able to meet the following objectives:
 - Recognize the features and benefits of VMware Horizon
 - Define a use case for your virtual desktop and application infrastructure
 - Use vSphere to create VMs to be used as desktops for VMware Horizon
 - Create and optimize Windows VMs to create VMware Horizon desktops
 - Install and Configure Horizon Agent on a VMware Horizon desktop
 - Configure, manage, and entitle desktop pools of full VMs

- Configure and manage the VMware Horizon Client systems and connect the client to a VMware Horizon desktop
- Configure, manage, and entitle pools of instant-clone desktops
- Create and use Remote Desktop Services (RDS) desktops and application pools
- Monitor the VMware Horizon environment using the VMware Horizon Console Dashboard and Horizon Help Desk Tool
- Identify VMware Horizon Connection Server installation, architecture, and requirements
- Describe the authentication and certificate options for the VMware Horizon environment
- Recognize the integration process and benefits of Workspace ONE® Access™ and Horizon 8
- Compare the remote display protocols that are available in VMware Horizon
- Describe the 3D rendering options available in Horizon 8
- Discuss scalability options available in Horizon 8
- Describe different security options for the Horizon environment
- Describe the features, functions, and architecture of App Volumes
- Create and deliver application packages in App Volumes
- Deliver App Volumes published applications to virtual desktops and on-demand, using Horizon
- Describe the features, functions, and architecture of VMware Dynamic Environment Manager
- Manage application configurations, user environment settings, and personalization settings using VMware Dynamic Environment Manager
- Create predefined configurations for applications by using the Application Profiler

- Manage multiple environments using VMware Dynamic Environment Manager
 - Using VMware Horizon Smart Policies on the VMware Horizon platform
- 1 Course Introduction
 - Introductions and course logistics
 - Course objectives
 - 2 Introduction to VMware Horizon
 - Recognize the features and benefits of Horizon
 - Describe the conceptual and logical architecture of Horizon
 - 3 Introduction to Use Case
 - Transform customer requirements to use-case attributes
 - Define a use case for your virtual desktop and application infrastructure
 - 4 vSphere for VMware Horizon
 - Explain basic virtualization concepts
 - Use VMware vSphere® Client™ to access your VMware vCenter System and VMware ESXi™ hosts
 - Create a Windows virtual machine using vSphere
 - 5 Create Windows Desktops
 - Outline the steps to install Horizon Agent on Windows virtual machines
 - Install Horizon Agent on a Windows virtual Machine
 - Optimize and prepare Windows virtual machines to set up Horizon desktop VMs
 - 6 Create Linux Desktops
 - Create a Linux VM for Horizon
 - Install Horizon Agent on a Linux virtual machine
 - Optimize and prepare Linux virtual machines to set up Horizon desktop VMs
 - 7 Creating and Managing Desktop Pools
 - Identify the steps to set up a template for desktop

pool deployment

- List the steps to add desktops to the VMware Horizon® Connection Server™ inventory
- Compare dedicated-assignment and floating-assignment pools
- Outline the steps to create an automated pool
- Define user entitlement
- Explain the hierarchy of global, pool-level, and user-level policies

8 VMware Horizon Client Options

- Describe the different clients and their benefits
- Access the Horizon desktop using various Horizon clients and HTML
- Configure integrated printing, USB redirection, and the shared folders option
- Configure session collaboration and media optimization for Microsoft Teams

9 Creating and Managing Instant-Clone Desktop Pools

- List the advantages of instant clones
- Explain the provisioning technology used for instant clone desktop pools
- Configure an automated pool of instant clones
- Apply updated images to instant clone desktop pools

10 Creating RDS Desktop and Application Pools

- Explain the difference between an RDS desktop pool and an automated pool
- Compare and contrast an RDS session host pool, a farm, and an application pool
- Create an RDS desktop pool and an application pool
- Access RDS desktops and application from Horizon Client
- Use the instant clone technology to automate the build-out of Remote Desktop Session Host farms
- Configure load-balancing for RDSHs on a farm

11 Monitoring VMware Horizon

- Monitor the status of the Horizon components using the Horizon Administrator console dashboard
- Monitor desktop sessions using the HelpDesk tool
- Monitor the performance of the remote desktop using the Horizon Performance Tracker

12 Horizon Connection Server

- Recognize the VMware Horizon reference architecture
- Identify the Horizon Connection Server supported features
- Identify the recommended system requirements for Horizon Connection Server
- Configure the Horizon event database
- Outline the steps for the initial configuration of Horizon Connection Server
- Discuss the AD LDS database as a critical {an important component?} component of the Horizon Connection Server installation

13 Horizon Protocols

- Compare the remote display protocols that are available in VMware Horizon
- Describe the BLAST Display Protocol Codecs
- Summarize the BLAST Codec options
- List the ideal applications for each BLAST codec
- Describe the BLAST and PCoIP ADMX GPO common configurations

14 Graphics in Horizon

- Describe the 3D rendering options available in Horizon
- 8
- Compare vSGA and vDGA
 - List the steps to configure graphics cards for use in a Horizon environment

15 Securing Connections: Network

- Compare tunnels and direct connections for client

access to desktops

- Discuss the benefits of using Unified Access Gateway
- List the Unified Access Gateway firewall rules
- Configure TLS certificates in Horizon

16 Securing Connections: Authentication

- Compare the authentication options that Horizon Connection Server supports
- Restrict access to the Horizon remote desktops using restricted entitlements
- Describe the smart card authentication methods that Horizon Connection Server supports
- Explain the purpose of permissions, roles, and privileges in VMware Horizon
- Create custom roles

17 Horizon Scalability

- Describe the purpose of a replica connection server
- Explain how multiple Horizon Connection Server instances in a pod maintain synchronization
- List the steps to configure graphics cards for use in a Horizon environment
- Configure a load balancer for use in a Horizon environment
- Explain Horizon Cloud Pod Architecture LDAP replication.
- Explain Horizon Cloud Pod Architecture scalability options

18 Horizon Cloud and Universal Broker

- Recognize the features and benefits of Horizon Cloud Service
- Use Universal broker to connect to a Horizon Cloud instance
- Configure and pair the Horizon Cloud Connector appliance with Horizon Connection Server

19 Workspace ONE Access and Virtual Application

Management

- Recognize the features and benefits of Workspace ONE Access
- Explain identity management in Workspace ONE Access
- Explain access management in Workspace ONE Access
- Describe the requirements to install and configure True SSO in a Horizon environment
- Describe the Workspace ONE Access directory integration
- Deploy virtual applications with Workspace services

20 Overview of App Volumes

- Explain features and benefits of App Volumes
- Identify benefits of VMware ThinApp®
- Identify App Volumes components and architecture
- Manage application management stages using App Volumes.

21 Working with Application Packages

- Differentiate between Application, Package and Program
- Create an Application Package
- Assign an Application to an entity
- Use markers to assign the new version of an Application Package
- Differentiate between Classic and On-Demand delivery of applications
- Update an Application with a new Package

22 Published Applications

- Identify the benefits of delivering Published Applications On-Demand
- List the steps and prerequisites for creating Published Applications on Demand
- Integrate Horizon Connection Server and App Volumes Manager
- Associate App Volumes Manager with an automated farm
- Add Application Pools from App Volumes Manager

23 Overview of VMware Dynamic Environment Manager

- Explain features and benefits of Dynamic Environment Manager
- Identify the components of Dynamic Environment Manager architecture
- Differentiate between user profile scenarios

24 Management Console User Interface

- Configure Personalization settings
- Create Condition sets
- Perform Application migration
- Configure User environment settings

25 Application Configuration Management

- Explain predefined and user-customized application settings
- Use Application Profiler
- Apply Privilege Elevation

26 VMware Horizon Smart Policies

- Identify the scope of Horizon Smart Policies
- Configure Horizon Smart Policies settings
- Define Smart Policies Conditions

Курсът е предназначен за (Audience):

- • Experienced system administrators or network administrators
-

Формат на курса (Course Format):



Присъствен Курс



Онлайн (Live)

Отдалечен

Присъствен Формат – Учебна Зала или Вашия Офис. Учебната зала е оборудвана с компютър за всеки участник.

Online Формат – Участвайте виртуално в обучението чрез телеконферентна връзка.

Език на курса (Course Language Option)



Български
(Bulgarian)



Английски
(English)

Може да изберете Език на който да се проведе обучението – български или английски. Всичките ни инструктори владеят

свободно английски език.

Учебни Материали: в електронен формат (Учебните материали са на английски), включени в цената с неограничен достъп.

Лабораторна среда: всеки курсист разполага със собствена лаб среда, където се провеждат упражненията, част от курса.



Видео Архив (24/7)



Сертификат за
Завършен Курс

Продължителност (Course Duration):



• **5 работни дни (09:00 – 17:00)**

или

- **40 уч.ч. обучение (теория и практика) в извънработно време с продължителност 4 седмици**
- събота и неделя 10:00 – 14:00, 14:00 – 18:00, 18:00 – 22:00
- понеделник и сряда 19:00 – 23:00
- вторник и четвъртък 19:00 – 23:00

Плащане (Payments):




Заявка за издаване на фактура се приема към момента на записването на съответния курс.

Фактура се издава в рамките на 7 дни от потвърждаване на плащането.

Предстоящи Курсове (Next Class):




May 20

20 May 2024 @ 09:00 - 24 May 2024 @ 17:00 EEST 


[VMware vSphere: Install, Configure, Manage \[v8\]](#)

Jun 3

3 June 2024 @ 09:00 - 7 June 2024 @ 17:00 EEST 

[VMware Horizon: Deploy and Manage \[V8.8\]](#)

Jun 17

17 June 2024 @ 09:00 - 21 June 2024 @ 17:00 EEST 

[VMware vSphere: Install, Configure, Manage \[v8\]](#)

Jun 19

19 June 2024 @ 09:00 - 21 June 2024 @ 17:00 EEST ~

[VMware vSphere: Design \[V8\]](#)

Jul 1

1 July 2024 @ 09:00 - 5 July 2024 @ 17:00 EEST ~

[VMware Horizon: Deploy and Manage \[V8.8\]](#)

[View Calendar](#)

За повече информация използвайте формата за контакт.

Ще се свържем с Вас за потвърждаване на датите.

Предпоставки (Изисквания) за Участие (Prerequisites):

- Before attending this course, you must have the following skills:
 - Use VMware vSphere® Web Client to view the state of virtual machines, datastores, and networks
 - Open a virtual machine console on VMware vCenter® and access the guest operating system
 - Create snapshots of virtual machines
 - Configure guest customization specifications
 - Modify virtual machine properties
 - Convert a virtual machine to a template
 - Deploy a virtual machine from a template
- You must also have the following Microsoft Windows system administration experience:
 - Configure Active Directory services, including DNS, DHCP, and time synchronization
 - Restrict user activities by implementing Group Policy Objects
 - Configure Windows systems to enable Remote Desktop Connections
 - Build an ODBC connection to an SQL Server database

**Курсът подготвя за следните
сертификационни нива**