

VMware NSX-T Data Center: Troubleshooting and Operations [V3.0]

Course: VMware NSX-T Data Center: Troubleshooting and Operations [V3.0]

About this Course:

- This five-day course provides comprehensive training on considerations and practices to design a VMware NSX-T™ Data Center environment as part of a software-defined data center strategy. This course prepares the student with the skills to lead the design of NSX-T Data Center offered in the NSX-T Data Center 3.0 release, including design principles, processes, and frameworks. The student gains a deeper understanding of NSX-T Data Center architecture and how it can be leveraged to create solutions to address the customer's business needs
-

Course Goals/Skills:

- • Understand and apply a design framework
 - Apply a design process for gathering requirements, constraints, assumptions, and risks
 - Analyze existing physical networking and security components, processes, and operations
 - Design a VMware vSphere® virtual data center to support NSX-T Data Center requirements
 - Design a physical network to support network virtualization in a software-defined data center
 - Design logical network services
 - Design logical security services
 - Design a data center rack solution to support scalability and high availability
 - Analyze alternative design choices for risk mitigation
 - Understand the design and support for NSX-T Data Center infrastructure in a multi data center infrastructure
-

Audience:

- Network and security architects and consultants who design the enterprise and data center networks and NSX environments
-

Course Format:

<input type="checkbox"/>	<input type="checkbox"/>
Присъствен (Classroom) Курс в Учебната ни зала или В Офис на Клиент	Онлайн (Online/Virtual) Курс във виртуална зала с инструктор

Course Language Option

<input type="checkbox"/>	<input type="checkbox"/>
Български (Bulgarian)	Английски (English)

You can choose the language in which the training will be conducted – Bulgarian or English. All our instructors are fluent in English.

Student Guides:



The training materials are available in electronic format. They can be used online / offline on any device. Lifetime access.

Lab Environment:



Each student has their own lab environment where the exercises are conducted, part of the course. You do not need to install software on a computer or special hardware requirements.

Participants in a face-to-face format in our Training Center have an individual computer during the training.

At Course Completion:



Lifetime Access - Video
Archive 24/7



Certificate of Course
Completion

Lifetime access to a video archive with recording of each individual lecture.

Official internationally recognized certificate for completed training course.

Course Duration:



- 5 working days (09:00 – 17:00)

or

- 40 hours training (theory and practice) in non-working

hours lasting 4 weeks

Saturday and Sunday 10:00 – 14:00, 14:00 – 18:00, 18:00 – 22:00

Monday and Wednesday 19:00 – 23:00

Tuesday and Thursday 19:00 – 23:00

Payments:



An application for an invoice is accepted at the time of enrollment in the respective course.

An invoice is issued within 7 days of confirming the payment.

Next Class:



Jun 8

09:00 - 17:00 EEST


[VMware vSphere: Install, Configure, Manage \[v8\]](#)

Jul 13

09:00 - 17:00 EEST


[VMware vSphere: Install, Configure, Manage \[v8\]](#)

Aug 10

09:00 - 17:00 EEST 


[VMware vSphere: Install, Configure, Manage \[v8\]](#)

Sep 14

09:00 - 17:00 EEST 

[VMware vSphere: Install, Configure, Manage \[v8\]](#)

Oct 12

09:00 - 17:00 EEST 

[VMware vSphere: Install, Configure, Manage \[v8\]](#)

[View Calendar](#)

For more information, use the contact form.

We will contact you to confirm the dates.

Prerequisites:

- Before taking this course, you should have completed the following course:
 - [VMware NSX-T Data Center: Install, Configure, Manage \[V3.0\]](#) You should also have the understanding or knowledge of these technologies:
 - Good understanding of TCP/IP services and protocols

- Knowledge and working experience of computer networking, including:
 - Switching and routing technologies (L2-L3)
 - Network and application delivery services (L4-L7)
 - Knowledge and working experience with VMware vSphere environments and KVM-based environments
- The VMware Certified Professional – Network Virtualization (2020) certification is recommended.
-

The course prepares for the following certification levels

- **VMware Certified Professional 2020 NV**
- [You can be certified in our test center with a voucher with a discount on the price of the exam.](#)