

VMware vCloud Director: Install, Configure, Manage

Course: VMware vRealize Automation: Install, Configure, Manage [V9.7]

About this Course:

- In this five-day course, you focus on installing, configuring, and managing VMware vCloud Director® for Service Providers 9.x. You learn about self-service provisioning, the creation of organizations, virtual data centers (VDCs), catalog services that include predefined virtual machines, and on-demand VMware NSX® networks. This course covers interfacing VMware vCloud Director® with other systems using various APIs and the integration and use of VMware vCloud® Availability for vCloud Director®. You will understand how to manage multisite, cross-VDC networking for vCloud Director. You will also understand how to configure Central Point of Management (CPOM) to define a Softwaredefined Datacenter (SDDC) for

tenant and provider users of vCloud Director. This course also discusses how to monitor various vCloud Director objects using VMware vRealize® Operations™, Tenant vApp, and VMware vRealize® Log Insight™.

Course Goals/Skills:

- • Deploy vCloud Director
 - Manage vCloud Director to satisfy service provider needs
 - Create and manage vCloud Director organizations and vApps to satisfy business needs
 - Create and manage vCloud Director catalogs
 - Transfer virtual machine workloads from VMware vSphere® into and out of vCloud Director
 - Configure networking for organizations and vApps with the help of NSX
 - Use NSX to create hybrid cloud connectivity between public clouds and private clouds
 - Discuss various customer onboarding scenarios involving vCloud Director
 - Configure the integration with VMware vCloud® Availability for vCloud Director®
 - Use VMware vCloud® Availability for hybrid cloud setup and onboarding
-

Audience:

- Customers, cloud architects, systems engineers, data center administrators, and cloud

administrators with experience in managed services or managing a service provider environment

Course Format:

<input type="checkbox"/>	<input type="checkbox"/>
Присъствен (Classroom) Курс в Учебната ни зала или В Офис на Клиент	Онлайн (Online/Virtual) Курс във виртуална зала с инструктор

Course Language Option

<input type="checkbox"/>	<input type="checkbox"/>
Български (Bulgarian)	Английски (English)

You can choose the language in which the training will be conducted – Bulgarian or English. All our instructors are fluent in English.

Student Guides:



The training materials are available in electronic format. They can be used online / offline on any device. Lifetime access.

Lab Environment:



Each student has their own lab environment where the exercises are conducted, part of the course. You do not need to install software on a computer or special hardware requirements.

Participants in a face-to-face format in our Training Center have an individual computer during the training.

At Course Completion:

Lifetime Access - Video Archive 24/7	Certificate of Course Completion

Lifetime access to a video archive with recording of each individual lecture.

Official internationally recognized certificate for completed training course.

Course Duration:



- 5 working days (09:00 – 17:00)
or
 - 40 hours training (theory and practice) in non-working hours lasting 4 weeks
Saturday and Sunday 10:00 – 14:00, 14:00 – 18:00, 18:00 – 22:00
Monday and Wednesday 19:00 – 23:00
Tuesday and Thursday 19:00 – 23:00
-

Payments:



An application for an invoice is accepted at the time of enrollment in the respective course.

An invoice is issued within 7 days of confirming the payment.

Next Class:




Jul 13

09:00 - 17:00 EEST 🗓


[VMware vSphere: Install, Configure, Manage \[v8\]](#)

Aug 10

09:00 - 17:00 EEST 


[VMware vSphere: Install, Configure, Manage \[v8\]](#)

Sep 14

09:00 - 17:00 EEST 


[VMware vSphere: Install, Configure, Manage \[v8\]](#)

Oct 12

09:00 - 17:00 EEST 

[VMware vSphere: Install, Configure, Manage \[v8\]](#)

Nov 9

09:00 - 17:00 EET 

[VMware vSphere: Install, Configure, Manage \[v8\]](#)

[View Calendar](#)

For more information, use the contact format. We will contact you to confirm the data.

Prerequisites:

- Completion of the following course or equivalent knowledge is required:

- VMware vSphere: Install, Configure, Manage [V6.x]

Completion of the following eLearning courses is recommended:

- VMware vCloud Director: Fundamentals [V8.x]
 - VMware vSAN and HCI Fundamentals
 - VMware Network Virtualization Fundamentals
-

This Class will teach you how to pass the following exams:

- **VMware Certified Professional 2020**

- Може да се сертифицирате в нашия тест център.