

VMware vRealize Automation: Install, Configure, Manage [V8]

Course: VMware vRealize Automation: Install, Configure, Manage [V8]

About this Course:

- During this five-day course, you will focus on installing, configuring, and managing VMware vRealize® Automation™. You will gain an understanding on how to use vRealize Automation to automate the delivery of virtual machines, applications, and personalized IT services across different data centers and hybrid cloud environments. The course covers how to manage both on-premise systems and cloud services and how vRealize Automation Service Broker can aggregate content in native formats from multiple clouds and platforms into a common catalog. You will learn how to interface vRealize Automation with other systems using VMware vRealize® Orchestrator™ and how to use vRealize Automation to manage

Kubernetes systems and leverage other systems.

Course Goals/Skills:

- • Describe the vRealize Automation architecture and use cases in cloud environments
 - Manage vRealize Automation entities on VMware and third-party virtual and cloud infrastructures
 - Configure and manage Cloud Accounts, Projects, Flavor Mappings, Image Mappings, Network Profiles, Storage Profiles, Volumes, Tags, and Services
 - Create, modify, manage, and deploy Blueprints
 - Connect to a Kubernetes Cluster and manage images and deployments
 - Customize services and virtual machines with cloudConfig
 - Configure and manage the Service Broker
 - Configure and manage ABX actions, custom properties, event broker subscriptions, and VMware vRealize® Orchestrator™ workflows
 - Integrate with vRealize Orchestrator
 - Install vRealize Automation with VMware vRealize® Suite Lifecycle Manager™
 - Describe Cloud Automation Services (Cloud Assembly and Code Stream).
 - Use logs and CLI commands to monitor and troubleshoot vRealize Automation
-

Audience:

- Experienced system administrators and system

integrators responsible for designing and implementing vRealize Automation

Course Format:

<input type="checkbox"/>	<input type="checkbox"/>
Присъствен (Classroom) Курс в Учебната ни зала или В Офис на Клиент	Онлайн (Online/Virtual) Курс във виртуална зала с инструктор

Course Language Option

<input type="checkbox"/>	<input type="checkbox"/>
Български (Bulgarian)	Английски (English)

You can choose the language in which the training will be conducted – Bulgarian or English. All our instructors are fluent in English.

Student Guides:



The training materials are available in electronic format. They can be used online / offline on any device. Lifetime access.

Lab Environment:



Each student has their own lab environment where the exercises are conducted, part of the course. You do not need to install software on a computer or special hardware requirements.

Participants in a face-to-face format in our Training Center have an individual computer during the training.

At Course Completion:

Lifetime Access - Video Archive 24/7	Certificate of Course Completion

Lifetime access to a video archive with recording of each individual lecture.

Official internationally recognized certificate for completed training course.

Course Duration:



- 5 working days (09:00 – 17:00)
or
 - 40 hours training (theory and practice) in non-working hours lasting 4 weeks
Saturday and Sunday 10:00 – 14:00, 14:00 – 18:00, 18:00 – 22:00
Monday and Wednesday 19:00 – 23:00
Tuesday and Thursday 19:00 – 23:00
-

Payments:



An application for an invoice is accepted at the time of enrollment in the respective course.

An invoice is issued within 7 days of confirming the payment.

Next Class:




Jul 13

09:00 - 17:00 EEST


[VMware vSphere: Install, Configure, Manage \[v8\]](#)

Aug 10

09:00 - 17:00 EEST 


[VMware vSphere: Install, Configure, Manage \[v8\]](#)

Sep 14

09:00 - 17:00 EEST 


[VMware vSphere: Install, Configure, Manage \[v8\]](#)

Oct 12

09:00 - 17:00 EEST 

[VMware vSphere: Install, Configure, Manage \[v8\]](#)

Nov 9

09:00 - 17:00 EET 

[VMware vSphere: Install, Configure, Manage \[v8\]](#)

[View Calendar](#)

For more information, use the contact format. We will contact you to confirm the data.

Prerequisites:

- This course requires completion of one of the following courses:

- VMware vSphere: Install, Configure, Manage [V6.x]
 - VMware vSphere: Fast Track [V6.x]
-

This Class will teach you how to pass the following exams:

- **VMware Certified Professional 2020**

- Може да се сертифицирате в нашия тест център.