

VMware vSphere: Optimize and Scale plus Troubleshooting Fast Track [V6.7]

Course: VMware vSphere: Optimize and Scale plus Troubleshooting Fast Track [V6.7]

About this Course:

- This five-day, hands-on training workshop provides you with the advanced knowledge, skills, and abilities to achieve competence in troubleshooting the VMware vSphere® 6.x environment. This workshop increases your skill and competence in using the command-line interface, VMware vSphere® Client™, VMware vRealize® Log Insight™, and other tools to analyze and solve problems.
-



Course Goals/Skills:

- Configure and manage vSphere networking and storage for a large and sophisticated enterprise
 - Manage changes to the vSphere environment
 - Optimize the performance of all vSphere components
 - Use VMware vSphere® ESXi™ Shell and VMware vSphere® Command-Line Interface to manage vSphere
 - Harden the vSphere environment against security threats
 - Use VMware vSphere® Client™, the command-line interface, and log files to diagnose and correct problems in vSphere
 - Troubleshoot networking, storage, VMware vCenter Server®, VMware ESXi™ host, vSphere cluster, VMware vSphere® vMotion®, and virtual machine problems
-

Audience:

- System administrators
 - System integrators
-

Course Format:

	
Присъствен (Classroom) Курс в Учебната ни зала или В Офис на Клиент	Онлайн (Online/Virtual) Курс във виртуална зала с инструктор

Course Language Option

<input type="checkbox"/>	<input type="checkbox"/>
Български (Bulgarian)	Английски (English)

You can choose the language in which the training will be conducted – Bulgarian or English. All our instructors are fluent in English.

Student Guides:



The training materials are available in electronic format. They can be used online / offline on any device. Lifetime access.



Lab Environment:



Each student has their own lab environment where the exercises are conducted, part of the course. You do not need to install software on a computer


or special hardware requirements.
Participants in a face-to-face format in our Training Center have an individual computer during the training.

At Course Completion:

	
Lifetime Access - Video Archive 24/7	Certificate of Course Completion

Lifetime access to a video archive with recording of each individual lecture.
Official internationally recognized certificate for completed training course.

Course Duration:

- 
- 5 working days (09:00 – 17:00)
or
 - 40 hours training (theory and practice) in non-working hours lasting 4 weeks
Saturday and Sunday 10:00 – 14:00, 14:00 – 18:00, 18:00 – 22:00
Monday and Wednesday 19:00 – 23:00
Tuesday and Thursday 19:00 – 23:00
-

Payments :




An application for an invoice is accepted at the time of enrollment in the respective course.

An invoice is issued within 7 days of confirming the payment.

Next Class :




Jul 13

09:00 - 17:00 EEST 


[VMware vSphere: Install, Configure, Manage \[v8\]](#)

Aug 10

09:00 - 17:00 EEST 

[VMware vSphere: Install, Configure, Manage \[v8\]](#)


Sep 14

09:00 - 17:00 EEST 

[VMware vSphere: Install, Configure, Manage \[v8\]](#)


[Manage \[v8\]](#)

Oct 12

09:00 - 17:00 EEST 

[VMware vSphere: Install, Configure, Manage \[v8\]](#)

Nov 9

09:00 - 17:00 EET 

[VMware vSphere: Install, Configure, Manage \[v8\]](#)

[View Calendar](#)

For more information, use the contact format. We will contact you to confirm the data.

Prerequisites:

- Understanding of concepts presented in the VMware vSphere: Install, Configure, Manage [V6.7] course
 - Equivalent knowledge and administration experience with ESXi and vCenter Server
-

This Class will teach you how to pass the following exams:

- **VMware Certified Professional**

6.7 – Data Center Virtualization (VCP6.7-DCV)

- [Може да се сертифицирате в нашия тест център с ваучер с отстъпка от цената на изпит.](#)