

# VMware vSphere with Tanzu: Deploy and Manage [v8.0]

## VMware vSphere with Tanzu: Deploy and Manage [v8.0]



---

### About this Course:

- During this three-day course, you focus on deploying and managing VMware vSphere® with VMware Tanzu® in a VMware vSphere® 8 environment. You learn how vSphere with Tanzu provides services to deploy and manage virtual machines and vSphere Pods. You will also gain experience with managing Supervisor Services and VMware Tanzu® Kubernetes Grid™ clusters in addition to day 2 operations and life cycle management.

---

### Course Goals/Skills:

- Describe how vSphere with Tanzu fits in the VMware Tanzu® portfolio
- Describe the vSphere with Tanzu concepts and architecture
- Describe vSphere with Tanzu on VMware NSX®
- Describe vSphere with Tanzu on VMware vSphere®

## Distributed Switch™

- List the load balancer solutions supported by vSphere with Tanzu
  - Describe the vSphere with Tanzu storage components
  - Deploy and manage Supervisors
  - Deploy and manage virtual machines using the VM Service
  - Deploy and configure Contour as a Supervisor Service
  - Deploy and configure ExternalDNS as a Supervisor Service
  - Deploy and configure Harbor as a Supervisor Service
  - Deploy and manage Tanzu Kubernetes Grid workload clusters
  - Deploy applications in a vSphere with Tanzu environment
  - Perform a backup using Velero
  - Use the vSphere UI and CLI to monitor the health of the vSphere with Tanzu environment
  - Use logs and CLI commands to troubleshoot the vSphere with Tanzu environment
- 

## **Audience:**

- vSphere administrators and platform operators who are responsible for deploying and managing workloads and services in vSphere with Tanzu
- 

## **Course Format:**

<input type="checkbox"/>	<input type="checkbox"/>
<b>Присъствен (Classroom) Курс в Учебната ни зала или В Офис на Клиент</b>	<b>Онлайн (Online/Virtual) Курс във виртуална зала с инструктор</b>

---

## **Course Language Option**

<input type="checkbox"/>	<input type="checkbox"/>
<b>Български (Bulgarian)</b>	<b>Английски (English)</b>

---


## **Student Guides:**



## **Lab Environment:**



## **At Course Completion:**

	
<b>Lifetime Access - Video Archive 24/7</b>	<b>Certificate of Course Completion</b>

---

## Course Duration:



- 3 days (09:00 – 17:00)

or

- **24 learning hours off-hours ( 2 days a week, 4hrs session)**
    - sat/sun: 10:00 – 14:00, 14:00 – 18:00, 18:00 – 22:00
    - mon/wed 19:00 – 23:00
    - tue/thi 19:00 – 23:00
- 

## Payment




We provide invoices

---

## Next Class:




Jul 13

09:00 - 17:00 EEST 


[\*\*VMware vSphere: Install, Configure, Manage \[v8\]\*\*](#)

Aug 10

09:00 - 17:00 EEST 


[\*\*VMware vSphere: Install, Configure, Manage \[v8\]\*\*](#)

Sep 14

09:00 - 17:00 EEST 


[\*\*VMware vSphere: Install, Configure, Manage \[v8\]\*\*](#)

Oct 12

09:00 - 17:00 EEST 

[\*\*VMware vSphere: Install, Configure, Manage \[v8\]\*\*](#)

Nov 9

09:00 - 17:00 EET 

[\*\*VMware vSphere: Install, Configure, Manage \[v8\]\*\*](#)

[View Calendar](#)

---

# Prerequisites:

- • VMware vSphere: Install, Configure, Manage [V8]
- VMware vSphere: Optimize and Scale [V8]